



PALMER
FIXTURE

- 2025 -
PRODUCT
CATALOG

DEPENDABLE DISPENSERS & FLOOR CARE SOLUTIONS

JUNE 2025 | PALMER FIXTURE | VOLUME TWO



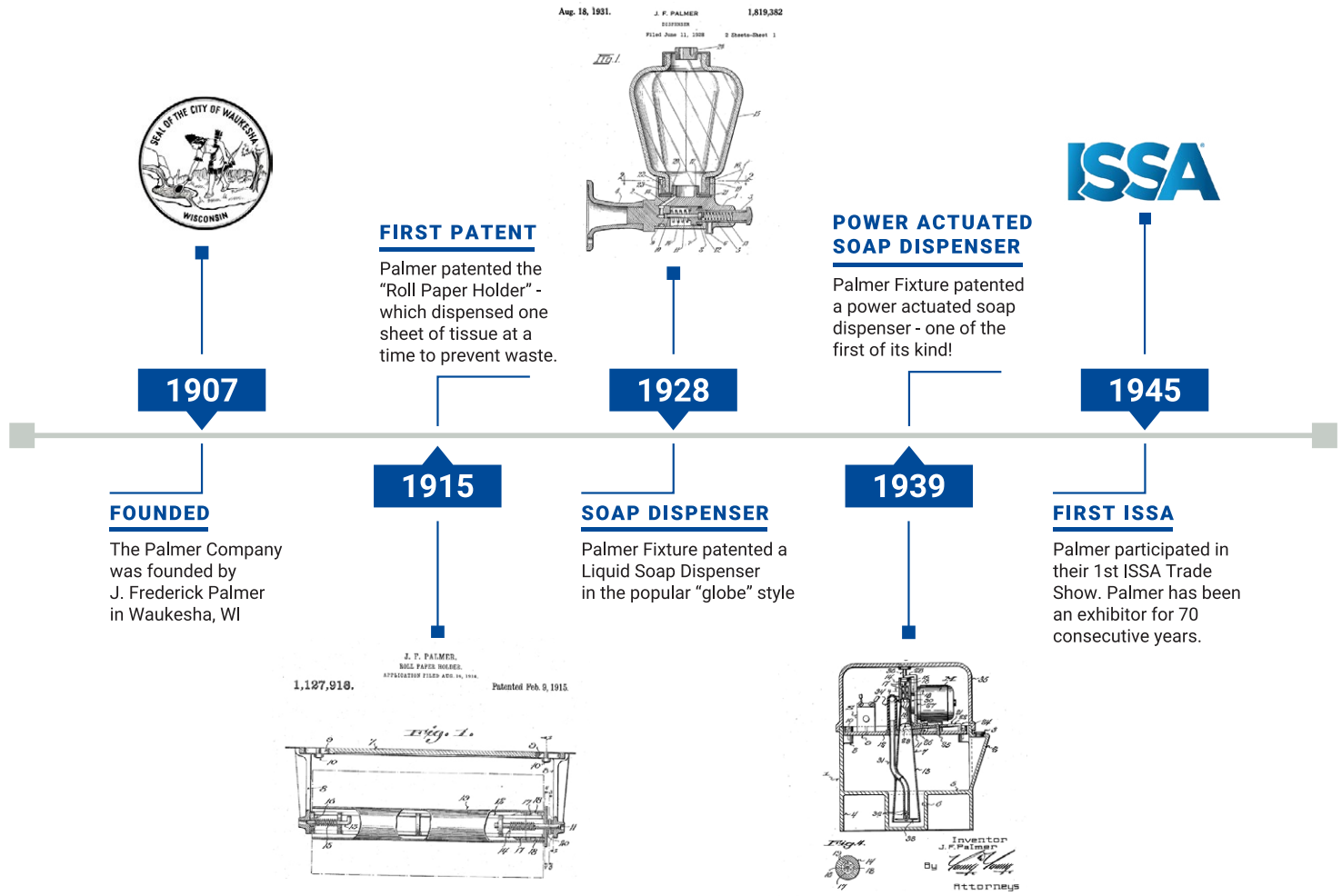
CATALOG CONTENTS

- 4** Palmer Fixture History
- 6** Catalog Key / LEED
- 7** ADA Compliant Products
- 8** Touchless Roll Towel Dispensers
- 10** Roll Towel Dispensers
- 12** Folded Towel Dispensers
- 14** Pad Printing
- 15** Universal Advantage
- 16** Jumbo Tissue Dispensers
- 18** Standard Tissue Dispensers
- 20** Bulk Soap Dispensers
- 22** EcoTap Series



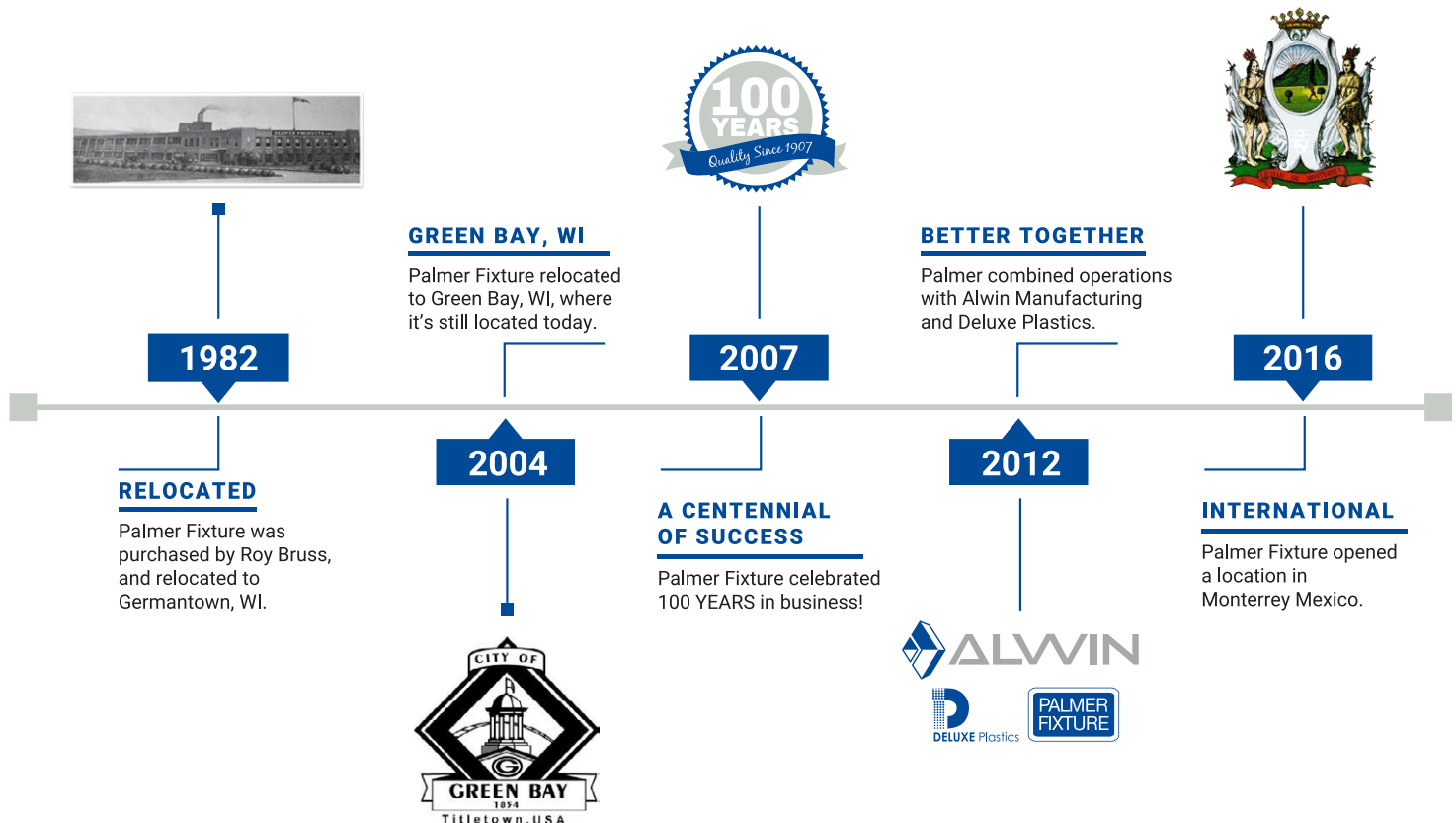
| | |
|-----------|-----------------------------------|
| 24 | High Speed Hand Dryers |
| 26 | Safety & Maintenance |
| 28 | Signs |
| 30 | Napkin Dispensers |
| 31 | Display Stands |
| 32 | Replacement Keys |
| 33 | Warranty Information |
| 34 | Brooms & Brushes |
| 36 | Scrubs & Tank Brushes |
| 38 | Angle Brooms & Handles |
| 40 | Squeegees |
| 41 | Color-Coded Tools |

THE HISTORY — OF PALMER FIXTURE —



ABOUT PALMER FIXTURE

At Palmer Fixture, we are devoted to providing you with a number of solutions based on your specific needs, along with our product offerings and expertise. As we continue to serve as a leader of the industry, we are continuously working on new products and ways to make your life cleaner, greener, and more hygienic.



Palmer Fixture, for over 100 years, has been committed to providing the most competitive value-added dispensing systems available. Palmer Fixture offers a variety of items from the traditional metal crank dispensers to our innovative automatic touchless dispensers and hand dryers. We are constantly expanding our product lines as we continue looking for more ways to satisfy our customers. Most of our products are made in the USA and are subject to strict quality control processes. Through extensive research and development, Palmer Fixture Company has maintained a world wide reputation for product excellence since 1907.

PRODUCT CATALOG KEY

Watch for these icons throughout the catalog to indicate product details:



Eco-Friendly
Product



ADA Compliant
Product



Pad Printing
Available



Product Made
in the U.S.A.

Product Color Key:



(01) Dark Translucent



(13) Brushed Steel



(21) Grey



(02) Black Translucent



(15) Blue



(22) Red



(03) White Translucent



(16) Black



(25) Orange



(08) Platinum



(17) White



(26) Purple



(09) Brushed Stainless



(18) Green



(27) Tan



(11) Brushed Chrome



(19) Yellow

LEED CREDIT INFORMATION

What is LEED?

LEED, or Leadership in Energy & Environmental Design, is a green building certification program that recognizes best-in-class building strategies and practices. To receive LEED certification, building projects satisfy prerequisites and earn points to achieve different levels of certification. Prerequisites and credits differ for each rating system, and teams choose the best fit for their project.



Which Palmer Fixture Products earn credits?

The BluStorm® High Speed Hand Dryer (pg. 12) earns LEED Credits for EAc1: Optimize Energy Performance and EAp2: Minimum Energy Performance

The EcoStorm® High Speed Hand Dryer (pg. 14) earns LEED Credits for EAc1: Optimize Energy Performance and EAp2: Minimum Energy Performance

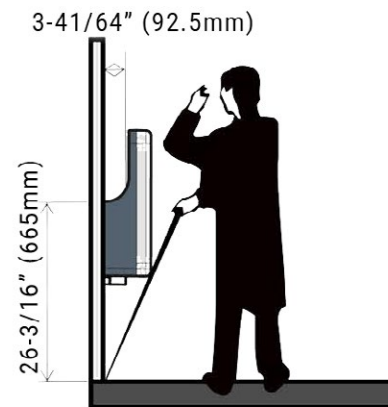
For more information on the LEED Program and detailed requirements, visit www.usgbc.org/leed

ADA COMPLIANT PRODUCTS

The Americans with Disabilities Act (ADA) defines the accessible requirements for the design and construction of washroom space in the United States. Detailed below are examples of the ADA installation requirements for hand dryers.

As for the visually impaired, Rule 4.4.1 states:

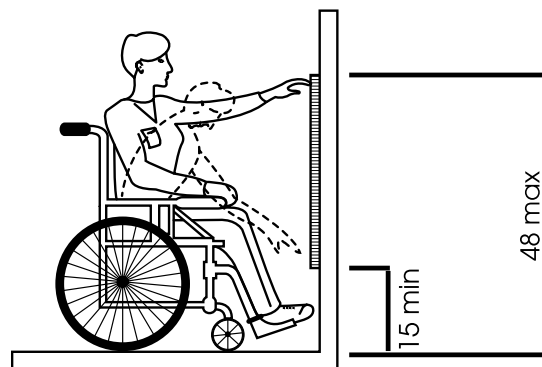
Objects projecting from walls (for example, telephones) with their leading edges between 27 and 80 inches (685 mm and 2020 mm) above the finished floor shall protrude no more than 4 inches (100 mm) into walks, halls, corridors, passageways, or aisles. Objects mounted with their leading edges at or below 27 inches (685 mm) above the finished floor may protrude any amount.



According to ADA Regulation 4.2.5, concerning forward reach:

If the clear floor space only allows forward approach to an object, the maximum high forward reach allowed shall be 48 inches (1220 mm). The minimum for low forward reach is 15 inches (380 mm).

| ADA Accessibility Guidelines (as measured from finished floor) | |
|---|------------|
| Forward Reach Ranges - Unobstructed | |
| 48" H max. | 15" H min. |



The above information is for informational purposes only and not intended to be an alternative to the ADA Accessibility Guidelines or specifications. For complete information on current ADA requirements, visit www.ada.gov



NEW

Premium Electronic Hands Free Roll Towel Dispenser

| | |
|-----------------|----------------------------|
| model | TD0265 |
| dimensions (in) | 12.112w x 16.598h x 9.652d |
| weight (lb) | 5.80 |
| key type | 1 |
| capacity | 8"W x 8"D Roll Towel |
| batteries | 4x "D" LR20 Alkaline |

02 09



NEW

Premium Touchless Roll Towel Dispenser w/ Butler Feature

| | |
|-----------------|-------------------------|
| model | TD0264 |
| dimensions (in) | 12.28w x 16.15h x 9.57d |
| weight (lb) | 5.00 |
| key type | 1 |
| capacity | 8"W x 8"D Roll Towel |
| batteries | 4x "D" LR20 Alkaline |

02 09



NEW

Premium Mechanical Hands-Free Roll Towel Dispenser

| | |
|-----------------|-------------------------|
| model | TD0204 |
| dimensions (in) | 12.28w x 17.31h x 9.61d |
| weight (lb) | 6.00 |
| key type | 1 |
| capacity | 8"W x 8"D Roll Towel |

02 09



Electronic Touchless Towel Dispenser

| | |
|-----------------|-------------------------|
| model | TD0235 |
| dimensions (in) | 11.39w x 13.21h x 8.58d |
| weight (lb) | 4.00 |
| key type | 1 |
| capacity | 8"W x 8"D Roll Towel |
| batteries | 4x "D" LR20 Alkaline |

02 03



TOP
SELLER

Mechanical Auto-Cut Roll Towel Dispenser

| | |
|-----------------|-------------------------|
| model | TD0201 |
| dimensions (in) | 11.43w x 15.02h x 8.98d |
| weight (lb) | 4.50 |
| key type | 1 |
| capacity | 8"W x 8"D Roll Towel |

02 03



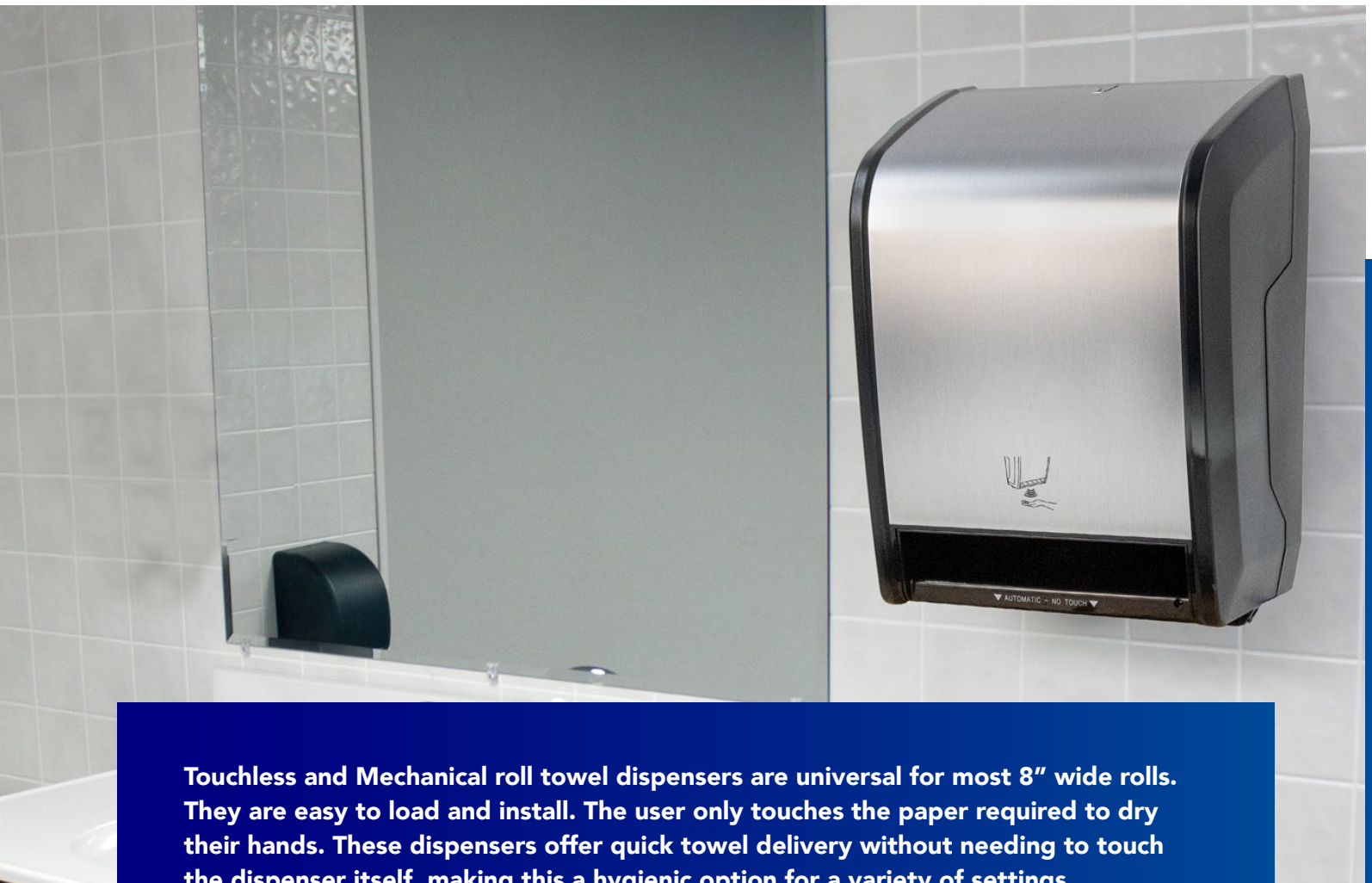
6"
ROLL

Electronic Hands-Free Roll Towel Dispenser

| | |
|-----------------|-------------------------|
| model | TD0234 |
| dimensions (in) | 11.52w x 11.42h x 7.69d |
| weight (lb) | 3.65 |
| key type | 1 |
| capacity | 8"W x 6"D Roll Towel |
| batteries | 4x "D" LR20 Alkaline |

02 03





Touchless and Mechanical roll towel dispensers are universal for most 8" wide rolls. They are easy to load and install. The user only touches the paper required to dry their hands. These dispensers offer quick towel delivery without needing to touch the dispenser itself, making this a hygienic option for a variety of settings.



Mechanical Hands-Free Roll Towel Dispenser

| | |
|-----------------|-------------------------|
| model | TD0202 |
| dimensions (in) | 11.39w x 12.34h x 7.12d |
| weight (lb) | 4.05 |
| key type | 1 |
| capacity | 8"W x 6"D Roll Towel |



Electronic Touchless Roll Towel Dispenser

| | |
|-----------------|-------------------------|
| model | TD0245 |
| dimensions (in) | 12.27w x 15.20h x 9.47d |
| weight (lb) | 4.60 |
| key type | 1 |
| capacity | 8"W x 8"D Roll Towel |
| batteries | 4x "D" LR20 Alkaline |

Electronic Touchless Roll Towel Dispenser w/ AC

| | |
|-------------|---------|
| model | TD0246* |
| weight (lb) | 5.00 |

* Includes AC Adaptor - no batteries

* Only available in 01 or 02 color

02 03



02 03





ROLL TOWEL DISPENSERS



Palmer Fixture universal roll paper towel dispensers offer a smooth and quick delivery and provide an excellent value in roll towel dispensing. Not only can these dispensers be used in a variety of settings, they are easy to use and maintain. All of our Roll Towel Dispensers are Made in the U.S.A.!



Auto-Transfer Push Bar Roll Towel Dispenser (Metal Back)

| | |
|-----------------|-------------------------|
| model | TD0215 |
| dimensions (in) | 10.56w x 15.67h x 8.64d |
| weight (lb) | 6.00 |
| key type | 1 |
| capacity | 8"W x 8"D Roll Towel |

02 03



Auto-Transfer Push Bar Roll Towel Dispenser (Plastic Back)

| | |
|-----------------|-------------------------|
| model | TD0216 |
| dimensions (in) | 10.74w x 15.49h x 8.96d |
| weight (lb) | 4.75 |
| key type | 1 |
| capacity | 8"W x 8"D Roll Towel |

02 03



Compact Lever Roll Towel Dispenser

| | |
|-----------------|-------------------------|
| model | TD0220 |
| dimensions (in) | 11.88w x 13.71h x 9.16d |
| weight (lb) | 3.75 |
| key type | 1 |
| capacity | 8"W x 8"D Roll Towel |

02 03



Self-Adjusting Centerpull Roll Towel Dispenser

| | |
|-----------------|----------------------------|
| model | TD0255 |
| dimensions (in) | 10.13w x 12.45h x 10.13d |
| weight (lb) | 2.45 |
| key type | 1 |
| capacity | 9"W x 9"D Centerpull Towel |

02





FOLDED TOWEL DISPENSERS

Enhance your image by showing awareness for your patrons' hygiene and safety, with the **Mini-Fold Towel Dispenser** from Palmer Fixture. Reduce cost and conserve paper with a controlled delivery of one sheet at a time. Starter kits available include 2 Dispensers and 6 Packs of Paper.



Mini-Fold Towel Dispenser

| | |
|-----------------|--------------------------|
| model | TD0177 |
| dimensions (in) | 4.00w x 11.125h x 5.625d |
| weight (lb) | 0.95 |
| key type | 1 |
| capacity | 500 Mini-Fold Towels |

Starter Packs & Paper Refills

| | |
|-------|-----------|
| model | TD0178 |
| paper | RP8096-17 |

Starter Pack includes 2 Towel Dispensers & 6 Packs of Paper

02



Premium Multi/C-Fold Towel Dispenser

| | |
|-----------------|--|
| model | TD0189 |
| dimensions (in) | 12.072"w x 16.897"h x 4.607"d |
| weight (lb) | 2.50 |
| key type | 1 |
| capacity | 500 Multi-Fold Towels or 400 C-Fold Towels |

02 09



Plastic Multifold Towel Dispenser

| | |
|-----------------|-------------------------|
| model | TD0179 |
| dimensions (in) | 11.00w x 16.07h x 4.50d |
| weight (lb) | 2.00 |
| key type | 1 |
| capacity | 540 Multifold Towels |

02 03



Mini Multifold Towel Dispenser

| | |
|-----------------|-------------------------|
| model | TD0171 |
| dimensions (in) | 11.00w x 10.80h x 4.50d |
| weight (lb) | 1.40 |
| key type | 1 |
| capacity | 400 Multifold Towels |

02 03





Palmer Fixture offers a variety of folded towel options that are available to use with our dispensers – Multifold, C-fold or Single Fold. All dispensers are ADA compliant when installed to the correct specifications. Folded towel dispensers are great options for medical facilities and restaurant kitchens.



Multifold/C-Fold Towel Dispenser

| | |
|-----------------|--|
| model | TD0175 |
| dimensions (in) | 11.375w x 15.22h x 5.00d |
| weight (lb) | 3.50 |
| key type | 1 |
| capacity | 540 Multifold Towels OR 350 C-Fold Towels |

01 03



Multi-Fold/C-Fold Towel Dispenser

| | |
|-----------------|--|
| model | TD0170 |
| dimensions (in) | 11.125" w x 15.25" h x 4" d |
| weight (lb) | 4.45 |
| key type | 1 |
| capacity | 540 Multifold Towels OR 350 C-Fold Towels |

09



Metal Single Fold Towel Dispenser

| | |
|-----------------|------------------------|
| model | TD0091 |
| dimensions (in) | 11.74w x 9.23h x 5.59d |
| weight (lb) | 4.40 |
| key type | 1 |
| capacity | 450 Single Fold Towels |

17



ADD A SPLASH OF COLOR!




PAD PRINTING

Palmer Fixture offers several customizable dispensers. Your logo will surely stand out when printed in our **standard metallic silver ink***. Logos are printed on the bottom center of the dispenser cover.

The logo can be up to 2.5 inches wide, with a height of up to 1.5 inches. Our Made in the U.S.A. dispensers provide a consistent, first-class quality offering to you and your customers.

Add your logo today for a one of a kind look!

Look for the  throughout this catalog to indicate which dispensers are available for customization.



How to Get YOUR Logo on Palmer Dispensers

Contact us via email at info@palmerfixture.com or by calling **1-800-558-8678** for a quote.

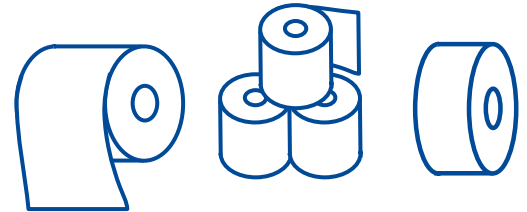
*colors other than standard silver may incur additional charges

UNIVERSAL ADVANTAGE

A QUICK GUIDE TO CHOOSING UNIVERSAL DISPENSERS

CHOOSE YOUR PAPER

Universal Dispensers provide maximum flexibility when purchasing **Universal Roll Towels**. Purchase where you want, whenever you need it.



AVOID COSTLY CONTRACTS

Choosing **Universal Dispensers** avoids long term contracts, and may save you between 25-50% when purchasing **Universal Roll Towels**.

BE YOUR OWN BRAND

Brand your new **Universal Dispensers** with the Palmer Fixture Pad Printing option! Not only is Pad Printing easy and affordable, it's also a great way to advertise your company.



OVER 30 DISPENSER MODELS TO CHOOSE FROM



Premium Twin 9" Jumbo Tissue Dispenser

| | |
|-----------------|---------------------------------|
| model | RD0057 |
| dimensions (in) | 21.208" w x 11.749" h x 4.08" d |
| weight (lb) | 3.40 |
| key type | 1 |
| capacity | Two 9" Jumbo Tissue |

02 09



Premium Single 9" Jumbo Tissue Dispenser

| | |
|-----------------|---------------------------------|
| model | RD0056 |
| dimensions (in) | 11.708" w x 11.727" h x 4.08" d |
| weight (lb) | 2.00 |
| key type | 1 |
| capacity | 9" Jumbo Tissue |

02 09



Single 12" Senior Jumbo Tissue Dispenser

| | |
|-----------------|----------------------------|
| model | RD0038F |
| dimensions (in) | 13.75w x 14.125h x 5.0625d |
| weight (lb) | 3.20 |
| key type | 1 |
| capacity | 12" Jumbo Tissue |

02



Single 13" Jumbo Tissue Dispenser

| | |
|-----------------|-------------------------|
| model | RD0330 |
| dimensions (in) | 16.50w x 14.30h x 4.89d |
| weight (lb) | 2.35 |
| key type | 1 |
| capacity | 13" Jumbo Tissue |

02



Single 12" Senior Jumbo Tissue Dispenser

| | |
|-----------------|----------------------|
| model | RD0059F |
| dimensions (in) | 15w x 15.20h x 5.50d |
| weight (lb) | 2.60 |
| key type | 1 |
| capacity | 12" Jumbo Tissue |

02



Single 9" Jumbo Tissue Dispenser w/ Stub Roll

| | |
|-----------------|-------------------------|
| model | RD0024 |
| dimensions (in) | 16.21w x 12.05h x 5.36d |
| weight (lb) | 2.60 |
| key type | 1 |
| capacity | 9" Jumbo Tissue + Stub |

02 03





Twin 9" Jumbo Tissue Dispenser

| | |
|--|-------------------------|
| model | RD0027* |
| dimensions (in) | 20.23w x 11.71h x 5.37d |
| weight (lb) | 2.85 |
| key type | 1 |
| capacity | Two 9" Jumbo Tissue |
| *Add 'F' to add a 2-1/4" - 3-3/8" Core Adaptor | |

02 03



Single 9" Jumbo Tissue Dispenser

| | |
|--|-------------------------|
| model | RD0026 |
| dimensions (in) | 11.47w x 11.22h x 5.37d |
| weight (lb) | 1.65 |
| key type | 1 |
| capacity | 9" Jumbo Tissue |
| *Add 'F' to add a 2-1/4" - 3-3/8" Core Adaptor | |

02 03



Single 9" Jumbo Tissue Dispenser

| | |
|-----------------|-------------------------|
| model | RD0016 |
| dimensions (in) | 10.31w x 11.81h x 4.50d |
| weight (lb) | 1.60 |
| key type | 1 |
| capacity | 9" Jumbo Tissue |

02 17



Twin 9" Jumbo Tissue Dispenser

| | |
|-----------------|-------------------------|
| model | RD0327 |
| dimensions (in) | 19.69w x 11.18h x 5.12d |
| weight (lb) | 5.15 |
| key type | 1 |
| capacity | Two 9" Jumbo Tissue |

09



Single 10" Senior Jumbo Tissue Dispenser

| | |
|-----------------|-------------------------|
| model | RD0346 |
| dimensions (in) | 10.63w x 10.63h x 4.65d |
| weight (lb) | 2.80 |
| key type | 13 |
| capacity | 10" Jumbo Tissue |

09 16



Single 14" Jumbo Tissue Dispenser

| | |
|-----------------|-------------------------|
| model | RD0348 |
| dimensions (in) | 14.09w x 14.25h x 4.65d |
| weight (lb) | 4.05 |
| key type | 13 |
| capacity | 14" Jumbo Tissue |

09 16 17



STANDARD TISSUE DISPENSERS



Premium Two-Roll Standard Tissue Dispenser

| | |
|--|--------------------------|
| model | RD0058 |
| dimensions (in) | 7.08w x 14.78h x 7.31d |
| weight (lb) | 2.20 |
| key type | 1 |
| capacity | Two Standard Core Tissue |
| *Add 'G' to any model for the Micro Core option | |

02 09



Premium Quad Standard Tissue Dispenser

| | |
|--|---------------------------|
| model | RD0445 |
| dimensions (in) | 12.91w x 14.78h x 7.31d |
| weight (lb) | 3.20 |
| key type | 1 |
| capacity | Four Standard Core Tissue |
| *Add 'G' to any model for the Micro Core option | |

02 09



Two-Roll Standard Tissue Dispenser

| | |
|-----------------|---------------------------|
| model | RD0025 |
| dimensions (in) | 6.02w x 13.13h x 6d |
| weight (lb) | 2.10 |
| key type | 1 |
| capacity | Two Standard Tissue Rolls |

01 03



Mini Twin Standard Tissue Dispenser

| | |
|--|---------------------------|
| model | RD0321* |
| dimensions (in) | 11.86w x 7.32h x 5.48d |
| weight (lb) | 1.60 |
| key type | 1 |
| capacity | Two Standard Tissue Rolls |
| *Add 'G' to any model for the Micro Core option | |

02 03



4-Roll Carousel "Turnado" Tissue Dispenser

| | |
|-----------------|----------------------------|
| model | RD0044 |
| dimensions (in) | 13.11w x 14.93h x 6.08d |
| weight (lb) | 3.55 |
| key type | 2 |
| capacity | Four Standard Tissue Rolls |

02



Stainless Steel Two-Roll Standard Tissue Dispensers

| | |
|-----------------|---------------------------|
| model | RD0325 |
| dimensions (in) | 5.83w x 13.125h x 5.83d |
| weight (lb) | 3.30 |
| key type | 1 |
| capacity | Two Standard Tissue Rolls |

09



Two-Roll Standard Tissue Dispenser

| | |
|-----------------|---------------------------|
| model | RD0028 |
| dimensions (in) | 6.02w x 13.04h x 6.16d |
| weight (lb) | 1.75 |
| key type | 1 |
| capacity | Two Standard Tissue Rolls |

01 03



7.5" Mini Twin Standard Core Tissue Dispenser

| | |
|-----------------|-------------------------------|
| model | RD0323 |
| dimensions (in) | 16.611w x 9.806h x 5.477d |
| weight (lb) | 2.50 |
| key type | 1 |
| capacity | Two 7.5" Standard Core Tissue |

***Add 'G' to any model for the Micro Core option**


02 03



Metal Single Roll Standard Tissue Dispenser

| | |
|-----------------|--------------------------|
| model | RD0381 |
| dimensions (in) | 6.00w x 4.25h x 2.75d |
| weight (lb) | 0.42 |
| key type | NA |
| capacity | One Standard Tissue Roll |

12



Governor & No Waste Tissue Spindles

| | |
|--|---------------------------|
| model (single) | RD0401 or RD0404 |
| dimensions (in) | 6.50w x 4.50h x 1.75d |
| capacity | One Standard Tissue Roll |
| model (double) | RD0421 or RD0424 |
| dimensions (in) | 12.50w x 4.50h x 1.75d |
| capacity | Two Standard Tissue Rolls |
| *Add 'U' to any model for the Free Turning option | |
| model (spindle) | RS0201 or RS0402 |
| dimensions (in) | 6.500w x 4.50h x 1.75d |

21



BULK SOAP DISPENSERS



Electronic Touchless Bulk Liquid Dispenser

| | |
|-----------------|-------------------------|
| model | SE0900 |
| dimensions (in) | 5.00w x 10.50h x 4.75d |
| weight (lb) | 1.80 |
| key type | 15 |
| capacity | 1000mL Bulk Liquid Soap |
| batteries | 6x "AA" Alkaline |

16 17



Manual Bulk Liquid Soap Dispenser

| | |
|-----------------|-------------------------|
| model | SD0927 |
| dimensions (in) | 4.33w x 7.68h x 4.33d |
| weight (lb) | .67 |
| key type | 17 |
| capacity | 1000mL Bulk Liquid Soap |

02



Manual Bulk Liquid Soap Dispenser

| | |
|-----------------|-------------------------|
| model | SD0942 |
| dimensions (in) | 5.25w x 9.875h x 4.50d |
| weight (lb) | 1.54 |
| key type | NA |
| capacity | 1000mL Bulk Liquid Soap |

16 17



Electronic Touchless Bulk Foam Dispenser

| | |
|-----------------|------------------------|
| model | SF0900 |
| dimensions (in) | 5.00w x 10.50h x 4.75d |
| weight (lb) | 1.80 |
| key type | 15 |
| capacity | 1000mL Bulk Foam Soap |
| batteries | 6x "AA" Alkaline |

16 17



Electronic Bulk Foam Dispenser

| | |
|-----------------|------------------------|
| model | SF2150 |
| dimensions (in) | 5.75w x 10.43h x 4.33d |
| weight (lb) | 1.95 |
| key type | 11 |
| capacity | 1000mL Bulk Foam Soap |
| batteries | 4x "C" Alkaline |

08 16 17



Manual Bulk Foam Soap Dispenser

| | |
|-----------------|------------------------|
| model | SF0942 |
| dimensions (in) | 5.25w x 9.875h x 4.50d |
| weight (lb) | 1.54 |
| key type | NA |
| capacity | 1000mL Bulk Foam Soap |

16 17





Palmer Fixture Bulk Liquid or Foam Soap Dispensers are available in Electronic Touchless or Manually operated models. All units are refillable and designed to be efficient. The Bulk Soap Dispensers are refillable with quality bulk liquid soaps.



Manual Bulk Foam Dispenser

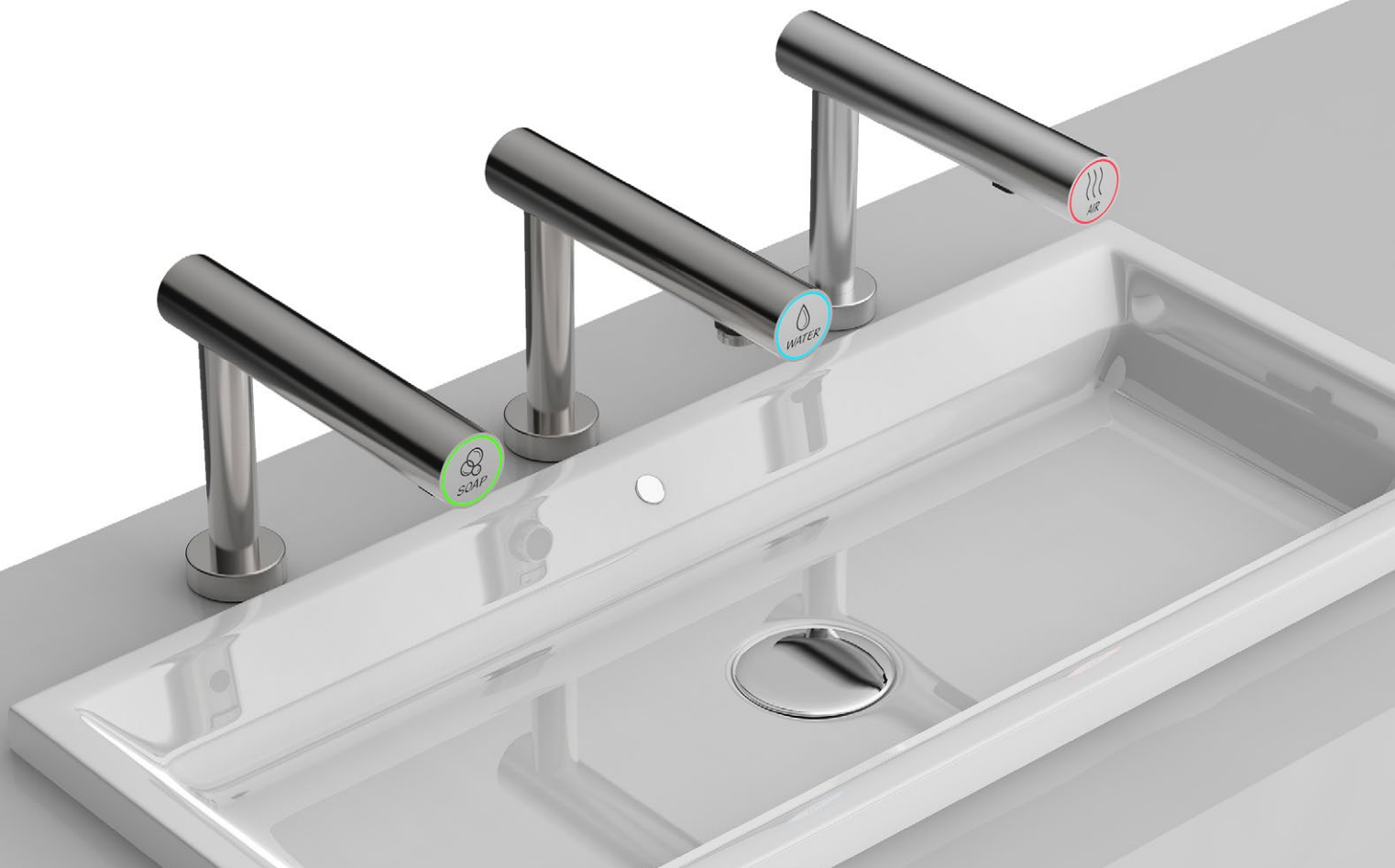
| | |
|-----------------|------------------------|
| model | SF2111 |
| dimensions (in) | 4.80w x 10.71h x 5.04d |
| weight (lb) | 1.15 |
| key type | 10 |
| capacity | 1000mL Bulk Foam Soap |



HAND
DRYERS

TOUCHFREE SOPHISTICATION


Introducing the EcoTap Trio
FOAM SOAP | FAUCET | HAND DRYER



**WALL MOUNT OPTION
ALSO AVAILABLE!**

SPECIAL ORDER

EcoTap Hand Dryer

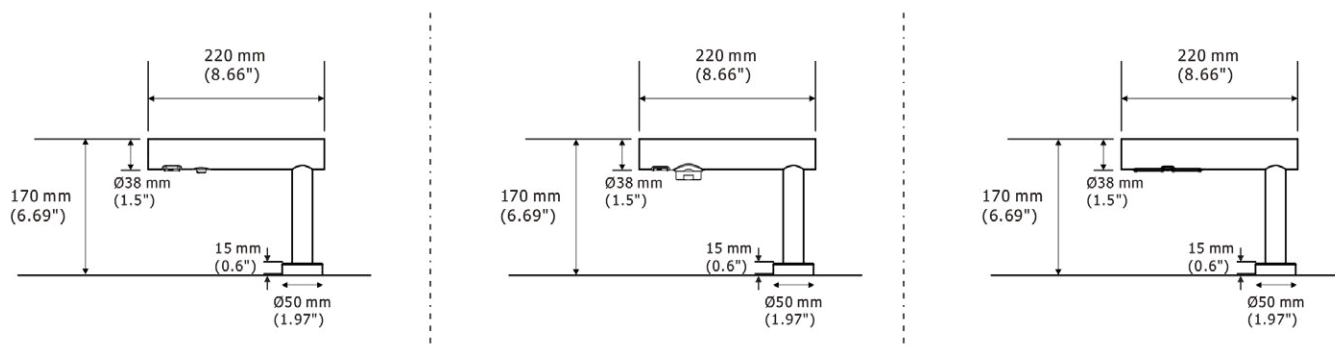
| | | | |
|--|---------------|--------------|---|
| Material: Stainless Steel | | | Motor Type: Adjustable brush type, dual ball bearings |
| Operating Airflow: 16,535-19,882 LFM, Adjustable | | | Sound Level: MIN 68.5dB to 70.5dB MAX @1m |
| Thermal Protection: Thermostat Shuts Off 203°F (95°C) Thermal Cut-Off at 185°F (85°C) | | | Air Output Temperature: 122°F (57°C) Ambient Temperature 77°F (25°C) |
| Isolation: Class 1 | | | Drip Proof: IP35  |
| Watts: 500W | | | RPM: 22,000-29,000, Adjustable |
| Model, Voltage & Amps: | | | Mounting: Surface Spout with Undermount Motor |
| HD0935-09 | 110/120 Volts | 7.6-8.4 Amps | Dimensions: 1.97” W x 6.69” H x 8.66” D (spout) 12.05” W x 7.60” H x 5.85” D (motor) |
| HD0936-09 (special order) | 220/240 Volts | 3.8-4.2 Amps | |
| Wall Mount (Special Order): HD0935-09W | | | |

EcoTap Automatic Faucet

| | | |
|--|--|--|
| Material: Stainless Steel | | Power Source: AC |
| Sensing Range: 4.72" ± .78", Adjustable | | Auto Shut-Off: 1 Minute |
| Operating Water Pressure: 10~100 PSI | | Flowing Volume: .05-1 L/Minute |
| Drip Proof: IP35 | | Mounting: Surface Spout |
| Model: AF0304-09 | | Dimensions: 1.97" W x 6.69" H x 8.66" D (spout) |
| Wall Mount (Special Order): AF0304-09W | | |

EcoTap Foam Soap Dispenser

| | | |
|--|--|--|
| Material: Stainless Steel | | Power Source: AC |
| Sensing Range: 4.72" ± .78", Adjustable | | Capacity: 1500 mL Foam Soap |
| Pump Life Cycle: 100K | | Mechanism Life Cycle: 500K |
| Drip Proof: IP35 | | Mounting: Surface Spout |
| Model: SD1500-09 (liquid available for special order) | | Dimensions: 1.97" W x 6.69" H x 8.66" D (spout) |
| Wall Mount (Special Order): SD1500-09W | | |



Recommended Distance Between Units: 7.09" (180mm)



HAND DRYERS



iStorm2 High Speed Hand Dryer

| | | | |
|---|---------------|----------------|---|
| Material: Polycarbonate ABS (ION+) | | | Motor Type: 1HP, 350-700 Watts |
| Operating Airflow: 19,476 LFM, Adjustable | | | Sound Level: 65dB - 78dB MAX |
| Thermal Protection: Motor Shuts Off at 275°F (135°C) Heater Shuts Off at 288°F (142°C) | | | Air Output Temperature: 140°F (60°C) Ambient Temperature 68°F (20°C) |
| Isolation: Class 1 | | | Drip Proof: IP23 |
| Watts: 1600W (700W w/ heater off) | | | RPM: 11,000 - 20,000, Adjustable |
| Model, Voltage & Amps: | | | Mounting: Surface |
| HD0983 | 110/120 Volts | 12.2-13.3 Amps | Dimensions: 12.67" W x 24.59" H x 7.28" D |
| HD0984 | 208/220 Volts | 5.7-6.6 Amps | Weight: 23.80lbs |
| HD0985 (special order) | 277 Volts | 6.6 Amps | Colors: 08 Platinum, 16 Black, 17 White |



BluStorm Bolt High Speed Hand Dryer

| | | | |
|--|---------------|----------------|---|
| Material: Stainless Steel | | | Motor Type: 11/16HP, Brush Type, Dual Ball Bearings |
| Operating Airflow: 21,243 LFM, Adjustable | | | Sound Level: 76.2 dB |
| Thermal Protection: Motor Shuts Off at 275°F (135°C) Heater Shuts Off at 185°F (85°C) | | | Air Output Temperature: 131°F (55°C) Ambient Temperature 77°F (25°C) |
| Isolation: Class 1 | | | Drip Proof: IP23 |
| Watts: 900W (450W w/ heater off) | | | RPM: 16,000 - 29,000, Adjustable |
| Model, Voltage & Amps: | | | Mounting: Surface |
| HD0923-09 | 110/120 Volts | 4.17-8.33 Amps | Dimensions: 5.98" W x 10.56" H x 3.94" D |
| HD0924-09 | 208/220 Volts | 1.91-3.82 Amps | Weight: 8.40lbs |



High Grade Fire-Retardant ABS Hand Dryer

| | | | |
|---|---------------|--------------|---|
| Material: ABS Plastic | | | Motor Type: 1/8 HP, Brushless, 100W |
| Operating Airflow: 3,242 LFM | | | Sound Level: 55±3dB |
| Thermal Protection: Heater Shuts Off at 286°F (141°C) | | | Air Output Temperature: 136°F (58°C) Ambient Temperature 68°F (20°C) |
| Isolation: Class 1 | | | Drip Proof: IPX1 |
| Watts: 1800W | | | RPM: 2,850 |
| Model, Voltage & Amps: | | | Mounting: Surface |
| HD0903-17 | 110/120 Volts | 13.8-15 Amps | Dimensions: 10.50" W x 8.75" H x 6.75" D 8.40lbs |

BluStorm High Speed Hand Dryer - Surface or Recess Mount

| | | | | | |
|---|---------------|----------------|--|--|--|
| Material: Stainless Steel | | | Motor Type: Adjustable brush type, dual ball bearings | | |
| Operating Airflow: 32.4-58.9 CFM, Adjustable | | | Sound Level: 68.2dB | | |
| Thermal Protection: Motor Shuts Off at 275°F (120V), 221°F (240V) Heater Shuts Off at 185°F (85°C) | | | Air Output Temperature: 131°F (55°C) Ambient Temperature 77°F (25°C) | | |
| Isolation: Class 1 | | | Drip Proof: IP31 | | |
| Watts: Heater Element 450-700W, Adjustable | | | RPM: 12,000-18,000, Adjustable | | |
| Model, Voltage & Amps: | | | Mounting: Surface or Recessed | | |
| HD0950-09 | 110/120 Volts | 12.5-13.4 Amps | Dimensions: 8.94" W x 11.125" H x 6.97" D 12.10lbs (surface) 9.84" W x 20.20" H x 7.06" D 20.70lbs (recessed) | | |
| HD0951-09 | 220/240 Volts | 8-8.5 Amps | | | |
| HD0955-09 | 110/120 Volts | 12.5-13.4 Amps | | | |



EcoStorm High Speed Hand Dryer - Surface or Recess Mount

| | | | | | |
|---|---------------|---------------|--|--|--|
| Material: Stainless Steel | | | Motor Type: 3/4HP, 500W brush type, dual ball bearings | | |
| Operating Airflow: 17,752 LFM, Adjustable | | | Sound Level: 63.5dB | | |
| Thermal Protection: Motor Shuts Off at 221°F (105°C) Heater Shuts Off at 282°F (139°C) | | | Air Output Temperature: 131°F (55°C) Ambient Temperature 77°F (25°C) | | |
| Isolation: Class 1 | | | Drip Proof: IPX1 | | |
| Watts: 1000W | | | RPM: 29,000, Adjustable | | |
| Model, Voltage & Amps: | | | Mounting: Surface or Recessed | | |
| HD0940-09 | 110/120 Volts | 8.4-10.5 Amps | Dimensions: 9.84" W x 7.09" H x 5.45" D 8.40lbs (surface) 10.71" W x 15.51" H x 5.56" D 15.40lbs (recessed) | | |
| HD0940-17 | | | | | |
| HD0940-17H | 110/120 Volts | 8.4-10.5 Amps | *H Model includes a HEPA Filter | | |
| HD0945-09 | 110/120 Volts | 8.4-10.5 Amps | | | |



MOUNTING HEIGHTS - BluStorm

from bottom of dryer to the finished floor

| | |
|------------------|-----|
| Men | 50" |
| Women | 47" |
| Children (4-7) | 35" |
| Children (8-10) | 39" |
| Children (11-13) | 43" |
| Children (14-16) | 47" |
| Accessible | 40" |

MOUNTING HEIGHTS - EcoStorm

from bottom of dryer to the finished floor

| | |
|------------------|-----|
| Men | 40" |
| Women | 38" |
| Children (4-7) | 32" |
| Children (8-10) | 34" |
| Children (11-13) | 36" |
| Children (14-16) | 38" |
| Accessible | 34" |



Caution Wet Floor Sign

| | |
|-----------------|-----------------------|
| model | CS0702 |
| dimensions (in) | 11.50w x 24h x 20.50d |
| weight (lb) | 1.33 |

19



Sanitary Napkin Container

| | |
|-----------------|------------------------|
| model | CS000250 |
| dimensions (in) | 8.00w x 11.25h x 4.50d |
| weight (lb) | 3.16 |

09

17




NEW

Plastic Toilet Seat Cover Dispenser

| | |
|-----------------|----------------------|
| model | TS0143 |
| dimensions (in) | 18.24w x 15h x 1.91d |
| weight (lb) | .70 |

16



Disposable Urinal Mat

| | |
|-----------------|------------------------|
| model | FM0148 |
| dimensions (in) | 17.75w x 20.50h x .03d |
| weight (lb) | .66 |

21



Disposable Commode Mat

| | |
|-----------------|---------------------|
| model | FM0149 |
| dimensions (in) | 23w x 21.25h x .03d |
| weight (lb) | .83 |

21



Wall Mount Drip Tray

| | |
|-----------------|-----------------------|
| model | SP0503 |
| dimensions (in) | 4.50w x 6.75h x 4.00d |
| weight (lb) | .5 |

16

17



Brushed Chrome Toilet Seat Cover Dispenser

| | |
|-----------------|----------------------|
| model | TS0142 |
| dimensions (in) | 16w x 11.75h x 2.50d |
| weight (lb) | 2.16 |

11



Protective Plastic Face Shield

| | |
|-----------------|-------------------|
| model | CS0509-23 |
| dimensions (in) | 9.00w x 10h x 10d |
| weight (lb) | less than .5 lb |



Sneeze Guard Panel Starter Kit

| | |
|-----------------|-------------------|
| model | CS0507-23 |
| dimensions (in) | 16w x 24h x .375d |
| weight (lb) | 2.80 |

Kit includes 2 panels, 3 legs, 2 clips, 2 hinges



18" and 24" Metal Grab Bars

| | |
|-----------------|---------------------------|
| model | CS0718 |
| dimensions (in) | 21.125w x 3.125h x 3.125d |
| weight (lb) | 1.50 |
| model | CS0724 |
| dimensions (in) | 27.125w x 3.125h x 3.125d |
| weight (lb) | 1.83 |

09



30" Metal Grab Bars

| | |
|-----------------|---------------------------|
| model | CS0730 |
| dimensions (in) | 33.125w x 3.125h x 3.125d |
| weight (lb) | 2.00 |

09





Mens Restroom Sign

| | |
|-----------------|----------------|
| model | IS1001 |
| dimensions (in) | 6w x 8h x .25d |
| weight (lb) | .5 |

15 



Womens Restroom Sign

| | |
|-----------------|----------------|
| model | IS1003 |
| dimensions (in) | 6w x 8h x .25d |
| weight (lb) | .5 |

15 



Unisex Restroom Sign

| | |
|-----------------|----------------|
| model | IS1005 |
| dimensions (in) | 6w x 8h x .25d |
| weight (lb) | .5 |

15 



Boys Accessible Restroom Sign

| | |
|-----------------|----------------|
| model | IS1007 |
| dimensions (in) | 6w x 8h x .25d |
| weight (lb) | .5 |

15 



Girls Accessible Restroom Sign

| | |
|-----------------|----------------|
| model | IS1008 |
| dimensions (in) | 6w x 8h x .25d |
| weight (lb) | .5 |

15 



No Smoking Sign

| | |
|-----------------|----------------|
| model | IS1010 |
| dimensions (in) | 6w x 8h x .25d |
| weight (lb) | .5 |

15 



Mens Accessible Restroom Sign

| | |
|-----------------|----------------|
| model | IS1002 |
| dimensions (in) | 6w x 8h x .25d |
| weight (lb) | .5 |

15 16



Womens Accessible Restroom Sign

| | |
|-----------------|----------------|
| model | IS1004 |
| dimensions (in) | 6w x 8h x .25d |
| weight (lb) | .5 |

15 16



Unisex Accessible Restroom Sign

| | |
|-----------------|----------------|
| model | IS1006 |
| dimensions (in) | 6w x 8h x .25d |
| weight (lb) | .5 |

15 16



Exit Sign

| | |
|-----------------|----------------|
| model | IS1011 |
| dimensions (in) | 9w x 6h x .25d |
| weight (lb) | .5 |

15



Employees Must Wash Hands Notice Sign

| | |
|-----------------|-----------------|
| model | IS8001 |
| dimensions (in) | 10w x 7h x .25d |
| weight (lb) | .5 |

15 16 18 22



NAPKIN DISPENSERS



Counter Top Full Fold Napkin Dispenser

| | |
|-----------------|-------------------------|
| model | ND0071 |
| dimensions (in) | 7.50w x 5.125h x 11.75d |
| weight (lb) | 3.85 |
| capacity | 300 Full Fold Napkins |

13



Table Top Low Fold Napkin Dispenser

| | |
|-----------------|-----------------------|
| model | ND0045 |
| dimensions (in) | 4.00w x 5.50h x 4.75d |
| weight (lb) | 1.40 |
| capacity | 180 Low Fold Napkins |

13



Palmer Fixture Napkin Dispenser are constructed of heavy gauge brushed steel, and feature non-marking rubber feet to protect surfaces. All napkin dispensers are designed for single napkin dispensing to help prevent waste. Counter Top models are top loading, while Table Top models load from both sides.





Tabletop Display Stand

| | |
|-----------------|------------------------|
| model | SF0301 |
| dimensions (in) | 7.00w x 18.75h x 6.25d |
| weight (lb) | 1.00 |

16



Metal Floor Display Stand

| | |
|-----------------|-------------------------|
| model | SF0320 |
| dimensions (in) | 6.00w x 48.00h x 14.00d |
| weight (lb) | 15.00 |

16 17



Modular Plastic Display Stand

| | |
|-----------------|--------------------------|
| model | SF0503 |
| dimensions (in) | 17.50w x 15.13h x 17.50d |
| weight (lb) | 6.20 |

16



Universal Metal Display Stand

| | |
|-----------------|--------------------------|
| model | SF0508 |
| dimensions (in) | 15.00w x 50.55h x 15.00d |
| weight (lb) | 23.00 |

16

DISPENSER KEYS

For more information on Replacement Keys, visit www.palmerfixture.com or call **1-800-558-8678**. Please reference the individual product information tables to see which key fits a specific dispenser.

1 SP0100-00



2 SP0102-00



3 SP0103-00



4 SP0104-00



5 SP0105-00



6 SP0106-00



7 SP0101-00



8 SP0108-00



9 SP0107-00



10 SP0110-00



11 SP0111-00



13 SP0113-00



14 SP0130-00



15 SP0131-00



16 SP0132-00



17 SP0134-00



REPLACEMENT DISPENSER PARTS

Replacement parts are available for most Palmer Fixture dispensers, please call **1-800-558-8678** for replacement part information.

For Questions, Customer Service, Product or Warranty Information, Please Call: 1-800-558-8678

WARRANTY INFORMATION

Palmer Fixture Company LLC. warranties for a period of twelve (12) months from the date of sale that dispensers manufactured by Palmer shall be free from defects in workmanship and material and shall conform to Palmer's specifications.

The warranties set forth in this paragraph shall be in effect only if:

- 1) Written notice of a dispenser failure is provided to Palmer within the warranty period.
- 2) The dispenser has not been altered, tampered with, or modified in any way.
- 3) The dispenser failure is not caused by damage in transit, negligence, abuse, abnormal usage, misuse, accidents, or improper maintenance.

The dispensers manufactured by Palmer Fixture do not guarantee that all types of paper products will work. As a result, it is the responsibility of the buyer to determine the dispenser's suitability for the paper products used.

Palmer's obligation under this warranty is limited to and shall be fully discharged by repairing or replacing, F.O.B. Green Bay, WI, the dispenser or any part of the dispenser which is determined by Palmer not to be in conformity with the above warranty. If requested by Palmer, the defective dispenser or parts thereof, are to be returned to Palmer, transportation prepaid.

Palmer reserves the right to make changes in design and/or improvements in its products at any time without the obligation to make such changes or improvements in its products previously manufactured.

THE WARRANTIES FURNISHED BY PALMER HEREIN ARE IN LIEU OF ANY OTHER WARRANTIES OR GUARANTIES EXPRESSED OR IMPLIED, INCLUDING THE WARRANTIES OF MERCHANTABILITY AND FITNESS FOR A PARTICULAR PURPOSE.

NOTWITHSTANDING ANYTHING PROVIDED IN THE ABOVE WARRANTY OR IN ANY OTHER AGREEMENT BETWEEN PALMER AND BUYER, PALMER SHALL NOT BE LIABLE FOR ANY CONSEQUENTIAL, PROPERTY OR SPECIAL DAMAGES INCLUDING, BUT NOT LIMITED TO, ANY LOSS OF USE OR DOWNTIME WHICH BUYER MAY EXPERIENCE.

Hand Dryer Warranties vary in length. Cleaning tool warranty only covers manufacturer defect.



Multi-Purpose Push Broom w/ Full Color Block

| model | width |
|--------|---------------|
| BR0522 | 18" |
| BR0523 | 24" |
| block | bristle |
| ABS | Polypropylene |

15 16 17 18 19 22 25 26 27



Fine Sweeping Push Broom w/ Full Color Block

| model | width |
|---------|---------------|
| BR0522F | 18" |
| BR0523F | 24" |
| block | bristle |
| ABS | Polypropylene |

15 16 17 18 19 22 25 26 27



Medium Sweeping Push Broom w/ Full Color Block

| model | width |
|---------|---------------|
| BR0522M | 18" |
| BR0523M | 24" |
| block | bristle |
| ABS | Polypropylene |

15 16 17 18 19 22 25 26 27



Heavy Duty Sweeping Push Broom w/ Full Color Block

| model | width |
|----------|---------------|
| BR0522HD | 18" |
| BR0523HD | 24" |
| block | bristle |
| ABS | Polypropylene |

15 16 17 18 19 22 25 26 27



Multi Flagged Floor Sweep

| model | width |
|--------------------|----------------|
| BR054000-030 | 18" |
| BR054000-031 | 24" |
| BR054000-032 | 36" |
| block | bristle |
| Lacquered Hardwood | Synthetic Fill |



Tampico Replacement Sweep

| model | width |
|--------------------|----------------|
| BR054000-033 | 18" |
| BR054000-034 | 24" |
| BR054000-035 | 36" |
| block | bristle |
| Lacquered Hardwood | Synthetic Fill |



Stiff Center Soft Tip Border Broom

| model | width |
|--------------------|---------------|
| BR054000-036 | 18" |
| BR054000-037 | 24" |
| BR054000-040 | 36" |
| block | bristle |
| Lacquered Hardwood | Synthetic Mix |



Juno Stiff Center Medium Border Broom

| model | width |
|--------------------|----------------|
| BR054000-038 | 24" |
| BR054000-039 | 36" |
| block | bristle |
| Lacquered Hardwood | Synthetic Fill |



Stiff Fill Floor Broom

| model | width |
|--------------------|----------------|
| BR054000-041 | 18" |
| BR054000-042 | 24" |
| BR054000-043 | 36" |
| block | bristle |
| Lacquered Hardwood | Synthetic Fill |



Polyester Fill Industrial Floor Sweep

| model | width |
|--------------------|----------------|
| BR054000-108 | 18" |
| BR054000-109 | 24" |
| BR054000-110 | 36" |
| block | bristle |
| Lacquered Hardwood | Polyester Fill |



Synthetic Palmyra Replacement Floor Sweep

| model | width |
|--------------------|-------------------|
| BR054000-114 | 18" |
| BR054000-115 | 24" |
| BR054000-116 | 36" |
| block | bristle |
| Lacquered Hardwood | Synthetic Palmyra |



2 Row Barn & Street Broom

| model | width |
|--------------------|--------------|
| BR054000-046 | 24" (5.25") |
| BR054000-099 | 24" (4.25") |
| block | bristle |
| Lacquered Hardwood | Styrene Fill |



Blue Barn & Street Broom

| model | width |
|--------------------|------------------------|
| BR054000-044 | 16" |
| BR054000-045 | 24" |
| block | bristle |
| Lacquered Hardwood | Styrene/Synthetic Fill |



Orange Barn & Street Broom

| model | width |
|--------------------|------------------------|
| BR054000-047 | 16" |
| BR054000-048 | 24" |
| block | bristle |
| Lacquered Hardwood | Styrene/Synthetic Fill |



Brown Barn & Street Broom

| model | width |
|--------------------|------------------------|
| BR054000-100 | 16" |
| BR054000-101 | 24" |
| block | bristle |
| Lacquered Hardwood | Styrene/Synthetic Fill |



White Barn & Street Broom

| model | width |
|--------------------|------------------------|
| BR054000-102 | 16" |
| BR054000-103 | 24" |
| block | bristle |
| Lacquered Hardwood | Styrene/Synthetic Fill |

RECOMMENDED USAGE

| | |
|--------------------------|--|
| Multi-Purpose | fine and coarse materials on any surface |
| Fine/Light Duty | smooth surfaces like hardwood, tile, or polished concrete |
| Medium Duty | commercial settings such as offices, schools, and warehouses |
| Heavy Duty | industrial, commercial, and outdoor environments |
| Barn & Street | heavy-duty sweeping in outdoor and agricultural settings |



SCRUBS & TANK BRUSHES



Stiff Fiber Deck Brush w/ Full Color Block

| model | width |
|----------------------------|---------------|
| BR0521 | 10" |
| block | bristle |
| Polypropylene | Polypropylene |
| 15 16 17 18 19 22 25 26 27 | |



Bi-Level Stiff Fiber Deck Brush w/ Full Color Block

| model | width |
|----------------------------|---------------|
| BR0524 | 10" |
| block | bristle |
| Polypropylene | Polypropylene |
| 15 16 17 18 19 22 25 26 27 | |



Wood Block Floor Scrub

| model | width |
|--------------------|----------------|
| BR054000-118 | 10" |
| BR054000-120 | 14" |
| block | bristle |
| Lacquered Hardwood | Synthetic Fill |



Economy Car/Window Brush

| model | width |
|-----------------|-----------------|
| BR054000-001 | 9" |
| block | bristle |
| Durable Plastic | Flagged Styrene |



Green Nylex Car & Truck Brush

| model | width |
|-----------------|------------------|
| BR054000-061 | 9" |
| block | bristle |
| Durable Plastic | Extra Soft Nylex |



Oval Tank Brush

| model | width |
|----------------------------|-----------|
| BR0527 | 9" |
| block | bristle |
| Polypropylene | Polyester |
| 15 16 17 18 19 22 25 26 27 | |



Tank & Vat Brush

| model | description |
|--------------|--------------------|
| BR054000-080 | 8.5" Nylon |
| BR054000-090 | 8.5" Sponge Action |
| BR054000-104 | 10.5" Nylon |
| BR054000-105 | 8.5" Polyester |
| BR054000-016 | 9" Polyester |
| BR054000-106 | 10.5" Polyester |



20" Hand Scrub Brush

| model | width |
|----------------------------|-----------|
| BR0528 | 20" |
| block | bristle |
| Polypropylene | Polyester |
| 15 16 17 18 19 22 25 26 27 | |



8.5" Hand Scrub Brush

| model | width |
|----------------------------|-----------|
| BR0529 | 8.5" |
| block | bristle |
| Polypropylene | Polyester |
| 15 16 17 18 19 22 25 26 27 | |



12" Bottle Brush

| model | width |
|----------------------------|-----------|
| BR0525 | 12" |
| block | bristle |
| Polypropylene | Polyester |
| 15 16 17 18 19 22 25 26 27 | |



16" Bottle Brush

| model | width |
|----------------------------|-----------|
| BR0526 | 16" |
| block | bristle |
| Polypropylene | Polyester |
| 15 16 17 18 19 22 25 26 27 | |



Floor Drain Brush

| model | size |
|---------------|---------------|
| BR054000-122 | 3" |
| BR054000-084 | 4" |
| BR054000-123 | 5" |
| BR054000-124 | 6" |
| block | bristle |
| Polypropylene | Polypropylene |



Boot & Shoe Brush

| model | description |
|--------------|-------------------|
| BR054000-130 | Complete Brush |
| BR054000-131 | Replacement Brush |
| block | bristle |
| Steel | Polyester |



Nylon Kleen Kwik Brush

| model | width |
|---------------|---------------------|
| BR054000-086 | 7.5" |
| block | bristle |
| Polypropylene | X Shaped Nylon Fill |



Polyester Kleen Kwik Brush

| model | width |
|---------------|-----------|
| BR054000-107 | 7.5" |
| block | bristle |
| Polypropylene | Polyester |



Detail Brushes

| model | description |
|-----------------|-----------------|
| BR054100-045 | Stainless Steel |
| BR054100-053 | Nylon |
| BR054100-057 | Brass |
| block | bristle |
| Durable Plastic | variable |



Hand & Nail Brush

| model | color |
|---------------|-----------|
| BR054100-125 | White |
| BR054100-126 | Red |
| BR054100-127 | Yellow |
| BR054100-129 | Green |
| block | bristle |
| Polypropylene | Polyester |



Full Color Flagged Angle Broom Head

| model | width |
|---------------|---------------|
| BR0520F | 8.5" |
| block | bristle |
| Polypropylene | Polypropylene |

15 16 17 18 19 22 25 26 27



Full Color Unflagged Angle Broom Head

| model | width |
|---------------|---------------|
| BR0520U | 8.5" |
| block | bristle |
| Polypropylene | Polypropylene |

15 16 17 18 19 22 25 26 27



Color-Coded Dust Pan

| model | color |
|--------------------|--------|
| CT054100-066 | Blue |
| CT054100-023 | Black |
| CT054100-063 | White |
| CT054100-021 | Green |
| CT054100-065 | Yellow |
| CT054100-064 | Red |
| material | |
| Rubberized Plastic | |



48" Threaded Fiberglass Handle

| model | color | model | color |
|--------------|----------|--------------|--------|
| CT054000-003 | Red | CT054000-007 | Black |
| CT054000-004 | Yellow | CT054000-008 | White |
| CT054000-005 | Blue | CT054000-066 | Orange |
| CT054000-006 | Green | CT054000-065 | Purple |
| | | CT054000-064 | Tan |
| material | style | | |
| Fiberglass | Threaded | | |



60" Threaded Fiberglass Handle

| model | color | model | color |
|--------------|----------|--------------|--------|
| CT054000-009 | Red | CT054000-013 | Black |
| CT054000-010 | Yellow | CT054000-014 | White |
| CT054000-011 | Blue | CT054000-044 | Orange |
| CT054000-012 | Green | CT054000-045 | Purple |
| | | CT054000-063 | Tan |
| material | style | | |
| Fiberglass | Threaded | | |

COLOR RECOMMENDATIONS

By industry, department and/or work zone.
These are not mandated regulations or requirements.

| Blue | Black | White | Green | Yellow | Red | Orange | Purple | Tan |
|-----------------|-----------------------|---------------------------------|-----------|-------------------------------------|---------------|-------------------|---|-------------------|
| Packaging | Contaminated Surfaces | Processed Food Contact Surfaces | Prep/Wash | Processed Non-Food Contact Surfaces | Raw Materials | Maintenance Areas | Allergen Control Areas (nuts, gluten etc) | General Use Areas |
| Fish or Seafood | Drains | Dairy or Deli | Produce | Poultry | Meats | Loading Docks | Special Dietary Areas | Dry Clean-up |



60" Heavy Duty Wood Tapered Handle

| model | size |
|--------------------|---------|
| CT054000-037 | 60" |
| material | style |
| Lacquered Hardwood | Tapered |



60" Heavy Duty Metal Thread Handle

| model | size |
|--------------------|----------|
| CT054000-040 | 60" |
| material | style |
| Lacquered Hardwood | Threaded |



60" General Purpose Metal Thread Handle

| model | size |
|--------------------|----------|
| CT054000-034 | 60" |
| material | style |
| Lacquered Hardwood | Threaded |



60" General Purpose Wood Thread Handle

| model | size |
|--------------------|----------|
| CT054000-032 | 60" |
| material | style |
| Lacquered Hardwood | Threaded |



60" General Purpose Juno Handle

| model | size |
|--------------------|-------|
| CT054000-016 | 60" |
| material | style |
| Lacquered Hardwood | Juno |



Kleen Kwik Brush Handle

| model | size |
|--------------|----------|
| CT054000-035 | 48" |
| CT054000-036 | 60" |
| material | style |
| Fiberglass | Threaded |



Plastic Drain Brush Handle

| model | size |
|--------------|----------|
| CT054000-017 | 36" |
| CT054000-018 | 48" |
| material | style |
| Fiberglass | Threaded |


HANDLE SELECTION CHART

| | |
|---------------------------------|--|
| Heavy Duty Tapered | Street & Barn Brooms, Wood Block Floor Scrubs |
| Heavy Duty Metal Thread | Heavy Duty Sweeps, Industrial Sweeps, Stiff Fill Floor Broom, Economy/Auto Brush |
| General Purpose Threaded | Fine Sweeps, Medium Sweeps, Boarder Brooms, Deck Scrubs, Tank Brushes |
| Juno | Juno Style Sweeps |
| Kleen Kwik/ Drain | For use with Kleen Kwik or Drain Brushes only, specific attachments |



Color-Coded Monoblade Rubber Squeegee

| model - 20" | color | model - 24" | color |
|--------------|--------|--------------|--------|
| CT054100-078 | Red | CT054100-040 | Red |
| CT054100-079 | Yellow | CT054100-041 | Yellow |
| CT054100-080 | Blue | CT054100-042 | Blue |
| CT054100-081 | Green | CT054100-043 | Green |
| CT054100-077 | White | CT054100-039 | White |



Color-Coded Double Foam Squeegee

| model - 18" | color | model - 24" | color |
|--------------|--------|--------------|--------|
| CT054100-073 | Red | CT054100-032 | Red |
| CT054100-074 | Yellow | CT054100-033 | Yellow |
| CT054100-075 | Blue | CT054100-034 | Blue |
| CT054100-076 | Green | CT054100-035 | Green |
| CT054100-072 | White | CT054100-031 | White |



Heavy Duty Foam Rubber Squeegee

| model | width |
|--------------|-------------|
| CT054100-082 | 22" |
| CT054100-083 | 30" |
| frame | blade |
| Metal | Foam Rubber |



Light Duty Foam Rubber Squeegee

| model | width |
|--------------|-------------|
| CT054100-084 | 18" |
| CT054100-085 | 24" |
| block | bristle |
| Metal | Foam Rubber |



Curved Heavy Duty Rubber Squeegee

| model | width |
|--------------|-------------|
| CT054100-086 | 24" |
| CT054100-089 | 36" |
| block | bristle |
| Metal | Hard Rubber |



Heavy Duty Hard Rubber Squeegee

| model | width |
|--------------|-------------|
| CT054100-087 | 24" |
| CT054100-088 | 36" |
| block | bristle |
| Metal | Hard Rubber |



COLOR-CODED TOOLS FOR A CLEANER, SAFER WORKPLACE BY PALMER FIXTURE

Maintain hygiene standards and prevent cross-contamination with our commercial-grade, color-coded brooms and brushes. Designed for durability and easy identification, our tools help your team clean more effectively—everywhere from food prep areas to industrial floors.

Choose your color. Control your clean.



TANK BRUSHES



DECK BRUSHES



ANGLE BROOMS
W/ HANDLE



PUSH BROOMS

LaCROSSE
BRUSH 

Palmer Fixture & LaCrosse Brush
MANUFACTURED IN GREEN BAY, WI
800.558.8678 | info@palmerfixture.com
www.palmerfixture.com | www.lacrossebrush.com

PALMER
FIXTURE

